

**ACCESSIBILITY**

Directly connected to Admiralty MTR Station

TYPICAL LETTABLE FLOOR AREA

Approx. 20,500 - 22,000 sq ft (1,900 - 2,040 sqm)

NO. OF OFFICE FLOORS

27

TYPICAL FINISHED FLOOR TO FALSE CEILING HEIGHT

Approx. 2.5 m (8 ft 3 in)

FLOOR LOADING

Approx. 5 kPa (100 lbs / sq ft)

TRUNKING

Three-compartment floor, skirting and ceiling trunking

24-HOUR ACCESS

Octopus Card Key system incorporated with the passenger lifts for controlling access to each office floor after office hours

AIR-CONDITIONING

Variable Air Volume system (VAV) with Direct Digital Control (DDC) and perimeter heating

LIFTS

19 passenger lifts and 2 service lifts

TENANTS' STANDBY ELECTRICAL PROVISION

One 700 kVA, one 750 kVA and one 800 kVA emergency generators are provided for tenants' essential applications and equipment

COMPUTER ROOM COOLING

Dedicated 24-hour chilled water supply with backup generator

TELECOMMUNICATIONS PROVISIONS

- Dual lead-ins and risers
- Full Cat.5 and fibre optic cabling
- Access to SMATV, cable TV and broadband Internet services
- Free choice of FTNS operators
- Provisions for tenants' inter-floor cabling

ACCESSIBLE CAR PARKING SPACES


Over 500

ENVIRONMENTAL RATING

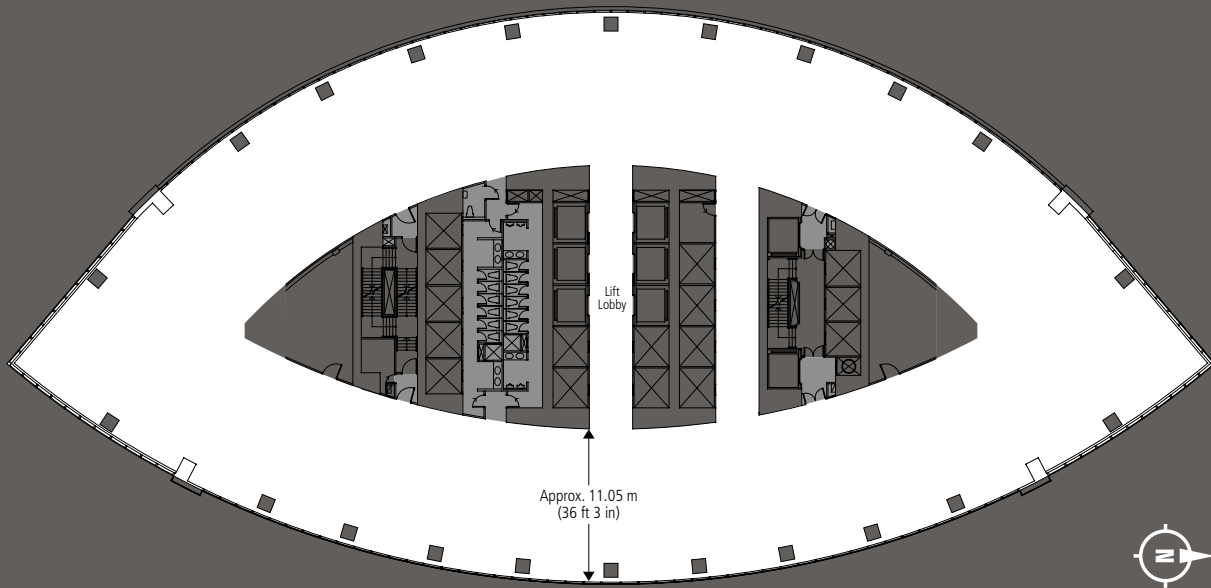
BEAM (Building Environmental Assessment Method)
Rating: PLATINUM

TWO PACIFIC PLACE

88 QUEENSWAY, HONG KONG

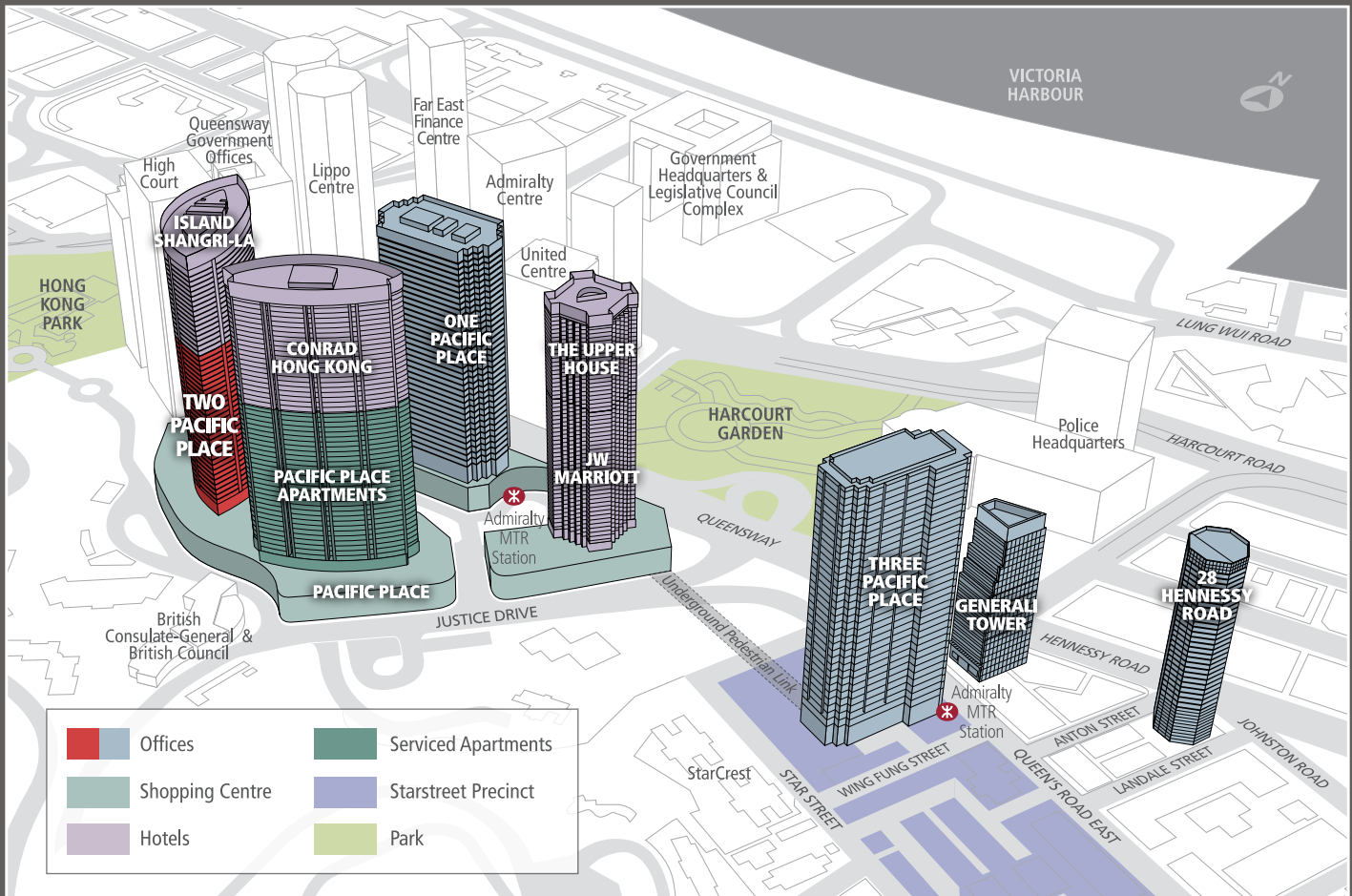


TYPICAL FLOOR PLAN



- Lettable Floor Area : Approx. 20,900 sq ft (1,940 sqm)
- Net Floor Area : Approx. 19,400 sq ft (1,800 sqm)

LOCATION MAP



Disclaimer: Please note that all information contained in this document is correct at time of going to print. These are for your reference and identification only. There may be technical variations due to, amongst other reasons, site constraints which can only be verified on site.